

LOS DATOS PUEDEN VARIAR MUCHO EN FUNCIÓN DEL DÍA DE ENTRADA AL CLUB PRIVADO DE COPY TRADING

COMUNIDAD CS

Real (USD), [VT Markets \(https://www.myfxbook.com/reviews/brokers/vt-markets/1612970,1\)](https://www.myfxbook.com/reviews/brokers/vt-markets/1612970,1), Technical, Manual, 1:100, MetaTrader 4

Track record Trading privileges Live update Cashback

Settings

Discuss

Custom Analysis

Custom Analysis

Info:

Gain : **+117.28%**

Abs. Gain: **+108.80%**

Daily: **3.79%**

Monthly: **101.10%**

Drawdown: **31.33%**

Balance: **\$5,108.42**

Equity: **(96.22%) \$4,914.36**

Highest: **(Jul 25) \$6,003.05**

Profit: **\$3,078.73**

Interest: **-\$56.32**

Deposits: **\$**

Withdrawals: **\$**

Updated: **2 minutes ago**

Tracking **1**

Chart **Growth** (<https://www.myfxbook.com/portfolio/comunidad-cs/10971222#chartGrowth>)

Balance (<https://www.myfxbook.com/portfolio/comunidad-cs/10971222#chartBalance>)



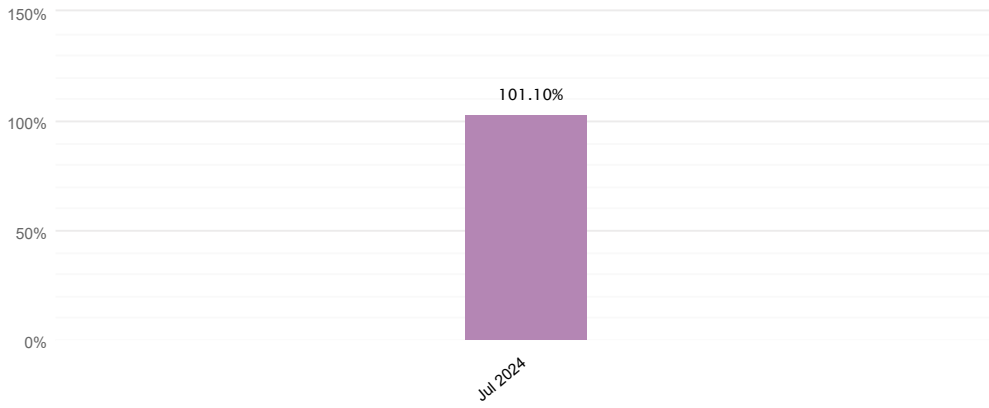
Trading **Periods** (<https://www.myfxbook.com/portfolio/comunidad-cs/10971222#periodsListData>)

Goals (<https://www.myfxbook.com/portfolio/comunidad-cs/10971222#goalsListData>)

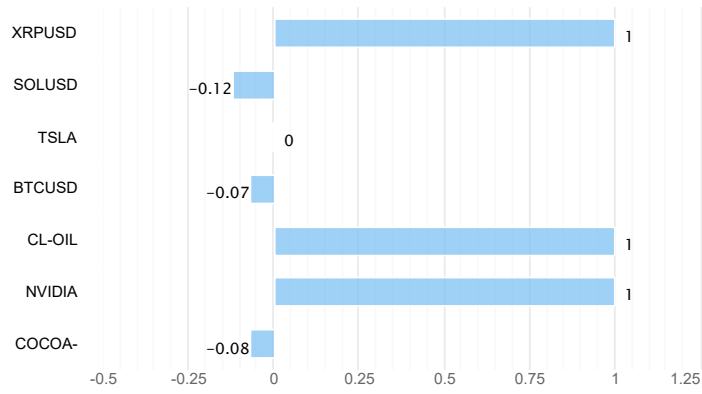
| | Gain (Difference) | Profit (Difference) | Pips (Difference) |
|------------|--------------------|----------------------|-------------------------|
| Today | +1.02% (-) | \$0.00 (-) | +3.6 (-) |
| This Week | +31.21% (+0.44%) | \$966.03 (\$40.71) | +67,039.1 (+2,674.0) |
| This Month | +101.10% (100.11%) | \$3078.00 (\$200.73) | +267,087.9 (+267,087.9) |
| This Year | +117.18% (-) | \$3,278.73 (-) | +300,191.0 (-) |

| Advanced Statistics | | Trades (https://www.myfxbook.com/portfolio/comunidad-cs/10971222#tradesListData) |
|-------------------------------|--|--|
| Trades: | | 294 |
| Profitability: | | |
| Pips: | | 267,087.9 |
| Average Win: | | 1,948.48 pips / \$19.24 |
| Average Loss: | | -10,189.76 pips / -\$103.66 |
| Lots : | | 38.23 |
| Commissions: | | -\$27.60 |
| Longs Won: | | (141/145) 97% |
| Shorts Won: | | (138/149) 93% |
| Best Trade (\$): | | (Jul 10) 261.50 |
| Worst Trade (\$): | | (Jul 26) -85.23 |
| Best Trade (Pips): | | (Jul 10) 26,170.0 |
| Worst Trade (Pips): | | (Jul 26) -8,390.0 |
| Avg. Trade Length: | | 16h 37m |
| <u>Profit Factor:</u> | | 1.82 |
| <u>Standard Deviation:</u> | | \$66.168 |
| <u>Sharpe Ratio</u> | | 0.01 |
| <u>Z-Score (Probability):</u> | | -0.93 (92.47%) |
| <u>Expectancy</u> | | 1,108.5 Pips / \$10.27 |
| <u>AHPR:</u> | | 0.41% |
| <u>GHPR:</u> | | 0.12% |

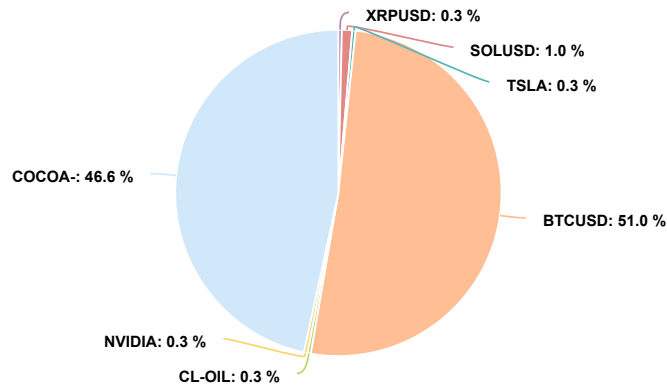
Monthly Gain(Change)



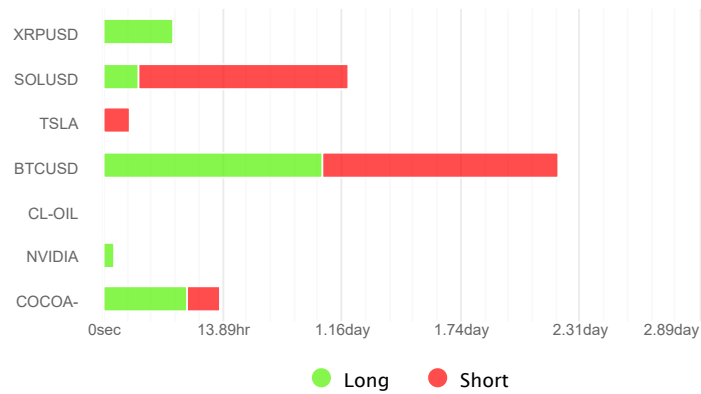
Reward : Risk Ratios for July.



Currencies popularity for July.



Average holding time for July.



[Open a Forex account](#)